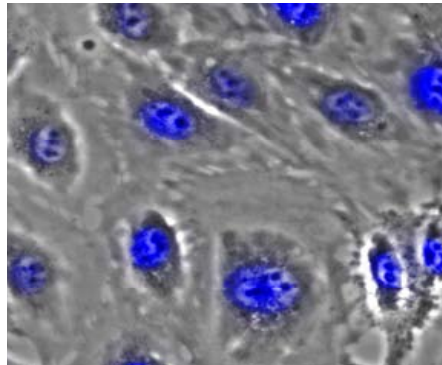
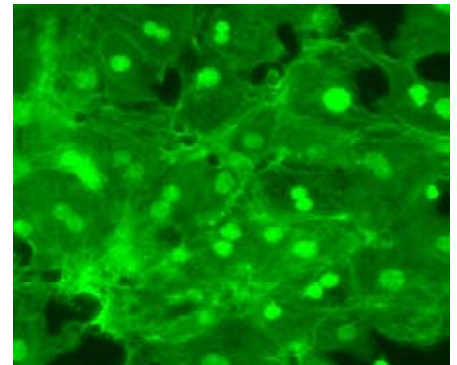


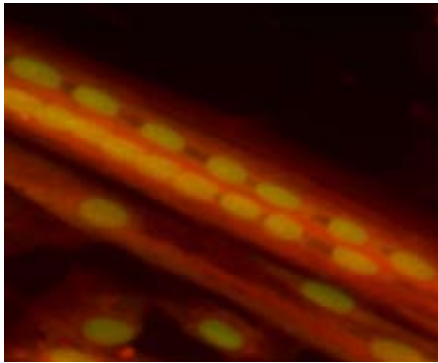
Differentiated NHNP stained live with Vybrant DiI and SYTO Green



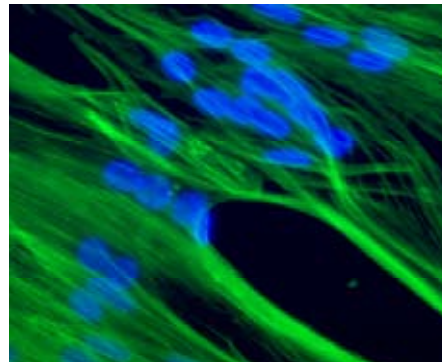
Hoechst 33342 nuclear stain in live microvascular endothelial cells



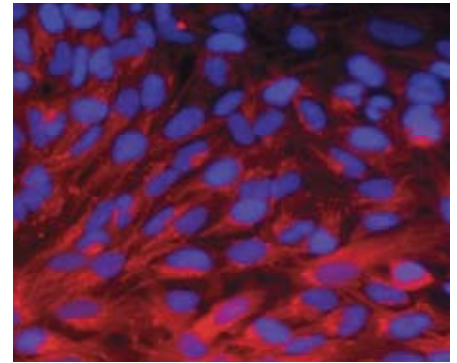
Stained with Phalloidin, Alexa Fluor 488



Normal human muscle myotubes stained with SYTOX Green



Human skeletal muscle myoblasts fixed and stained with Alexa Fluor Phalloidin 488 and DAPI



Normal human astrocytes stained live with MitroTracker Red

Type of stain	color	Cat No.	Reagent Name	size	Cell permeant	use	Ex/ Em (nm)
細胞核 (Nucleic acid)	Blue	PA-3013	DAPI Nucleic Acid Stain	10mg	Yes*	Living and Fixed cells	358/461
		PA-3014	Hoechst 33342 Nuclear Counterstain	10ml	Yes	Living cells	350/617
	Green	PA-3018	SYTO® Green 11 Nucleic Acid Stain	250ul	Yes	Living and Fixed cells	499/522
		PA-3019	SYTOX® Green Nucleic Acid Stain	250ul	No	Fixed cell	504/511
細胞膜 (Membrane)	Red	PA-3020	Vybrant® DiI Cell-Labeling Solution	1ml	No	Living and Fixed cells	549/565
	Green	PA-3011	Cell Tracker™ Green Fluorescent Probe	250ug	Yes	Living cells	492/517
	Orange	PA-3012	Cell Tracker™ Orange Fluorescent Probe	250ug	Yes	Living cells	541/565
Actin filament	Green	PA-3010	Phalloidin, Alexa Fluor® 488 Conjugate	150U	Yes	Fixed cells	495/519
Lysosome	Red	PA-3015	Lysotracker® Red Lysosomal Probe	5 x 50ul	Yes	Living cells	590/617
Mitochondria		PA-3017	Mitotracker® Red CMxRos Mitochondrial Probe	5 x 50ug	Yes	Living cells	579/599
PS(Phosphatidylserine)		PA-3021	Annexin V, Alexa Fluor® 488	25 assay	No	Apoptosis cells	495/519
區別活細胞和死細胞	Green	PA-3016	Live/Dead® Viability/ Cytotoxicity Assay Kit	kit	Yes	Living cells	464/517 528/617
	Red						

\* Only at high concentrations



**全系列產品現正優惠八折**

**只到六月底 要買要快喔!**