

### miRNA Array

Signosis 公司提供 membrane based 及 plate 型式，讓您一次篩檢至多 132 種 miRNA。SBI 公司提供 miRNA qPCR Panel，讓您一次分析與 Cancer 或 Stem cell 分化相關的 miRNA 表現。

### Mapping miRNA Network

利用 Clontech 生產的 PCR-Select Subtraction Kit 有效放大兩種樣品間有差異的基因表現，即使再小的差異也能有有效的放大。是您 Map miRNA function 的利器。

## Products

- Signosis miRNA Array
- SBI Cancer miRNA qPCR Panel
- SBI Stem Cell Panel
- SBI miRNome
- SBI microRNA Profilers
- Clontech PCR-Select Subtraction Kit
- Clontech PCR-Select Differential Screening Kit

microRNA  
特輯

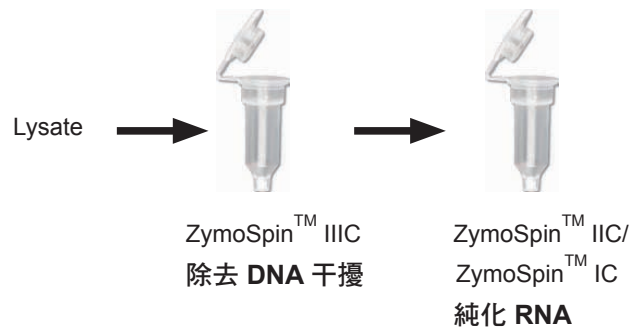


## miRNA isolation

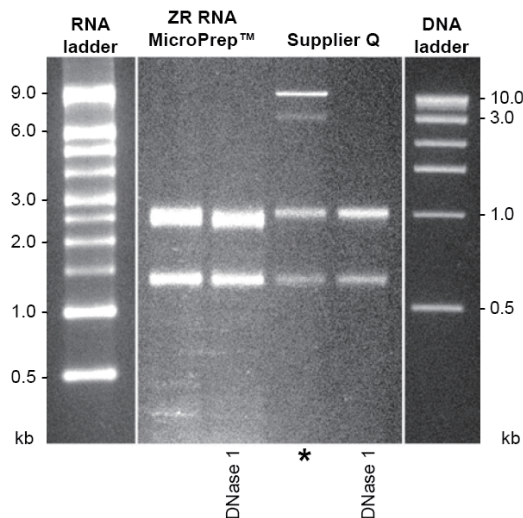
### ZR Small RNA Isolation

- 快速：10 minute 即可從樣品中分離大片段及小片段 RNA (Total RNA)。
- 樣品來源廣：細胞或組織皆可。
- 安全：不需使用 Phenol 等有機溶劑
- 濃縮：Fast-Spin column technology 讓您回溶 RNA 在極少 Elution buffer 中。( MicroPrep  $\geq 6 \mu\text{l}$  以上; MiniPrep  $\geq 25 \mu\text{l}$  )。
- RNA 純度高：( $A_{260}/A_{280} > 1.8$ ,  $A_{260}/A_{230} > 1.8$ )，可立即進行後續實驗。
- RNAlater™ compatible

### 超簡單操作步驟

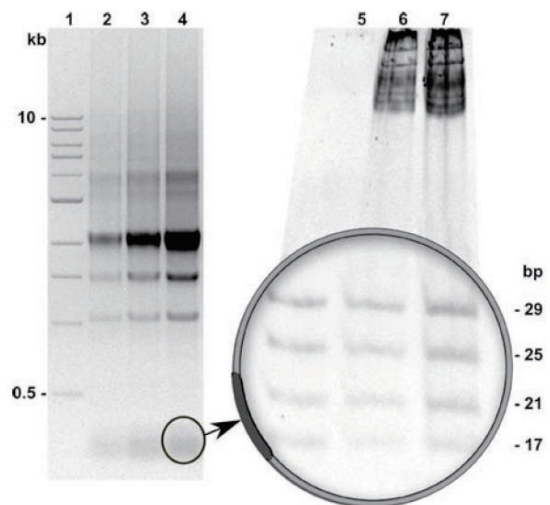


### 沒有 gDNA 汙染



Total amount of pellet ed E. coli cells containing plasmid DNA (pGEM). The sample were resolved in 2% (w/v) Agarose gel.

### Small RNA 清晰可見



Total RNA isolated using the ZR RNA MicroPrep™ were resolved in an agarose gel (2-4) and small RNAs from the same sample were also resolved in a native polyacrylamide gel (6-7). Input =  $10^5$  yeast cells spiked with  $1 \mu\text{g}$  ZR small-RNA ladder (Cat. # R1090).

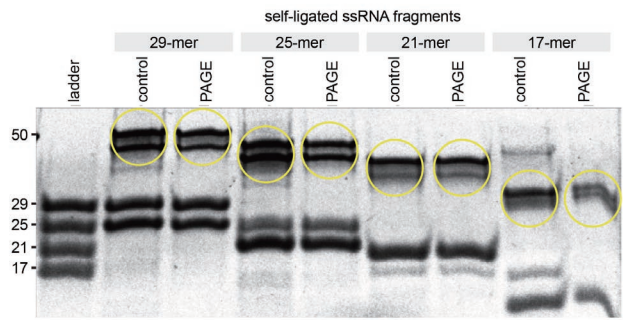
## ZR small-RNA™ PAGE Recovery Kit

- 快速：45 minute 即可從 Polyacrylamide gel 中純化小片段 RNA。
- 濃縮：Fast-Spin column technology 讓您回溶 RNA 在極少 Elution buffer 中。(≥6 µl 以上)。
- RNA 純度高：(A260/A280>1.8, A260/A230>1.8)，可立即進行後續實驗。
- Recovery 高：小片段 (17 to 28 nucleotides) 的 Recovery rate 大於 50 %。Zymo-Spin IC™ Columns 的 Binding capacity 大於 5 µg。

### Ordering information

貨號	品名	包裝
R1060	ZR Microprep	50 preps
R1064	ZR RNA MiniPrep	50 preps
R1065	ZR RNA MiniPrep	200 preps
R1070	ZR Small RNA PAGE Recovery Kit	20 preps
R1090	ZR Small RNA Ladder	10 ug

### 回收率高



Recovery and ligation of single-stranded RNA oligonucleotides. In the image above, the RNA fragments were recovered from a 17.5% (w/v) native polyacrylamide gel using the ZR small-RNA™ PAGE Recovery Kit. All fragments shown were resolved in a native PAGE gel following ligation. Ligated RNAs are circled in yellow. RNA in the gel was visualized with **GelStar® Stain (Lonza)**.

microRNA  
特輯



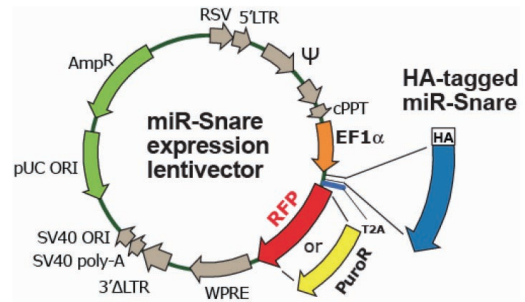
## Immunoprecipitate your miRNA

### miR-SNaREs™ vectors

miR-SNaREs 載體是帶有 HA Tag 的 miRNA Processing factor (DGCR8, DICER, AGO2) 及抗藥基因或紅色螢光蛋白。以 Lentivirus 型式，高效穩定的表現 miR-SNaREs 蛋白。利用 anti-HA 抗體作免疫共沈澱的方式將 miRNA 帶下來。

- Lentivirus based：高效穩定表現，專治 hard-to-transfect cells。
- 兩種 selection marker 任您選：螢光可觀察可 sorting，Puromycin resistant gene 可供篩藥。
- 三種 miRNA Processing factors 任您選：DGCR8 抓 Pre-microRNA，DICER 抓 hairpin miRNA，AGO2 可抓 mature miRNA 及 target mRNA。

### 載體Map



### Ordering information

物種	品名	貨號
mouse	pHA-mAGO1-Puro	RA801A-1
mouse	pHA-mAGO1-RFP	RA801B-1
mouse	pHA-mAGO2-Puro	RA802A-1
mouse	pHA-mAGO2-RFP	RA802B-1
mouse	pHA-mAGO3-Puro	RA803A-1
mouse	pHA-mAGO3-RFP	RA803B-1
mouse	pHA-mAGO4-Puro	RA804A-1
mouse	pHA-mAGO4-RFP	RA804B-1
human	pHA-hDGCR8-Puro	RA701A-1
human	pHA-hDGCR8-RFP	RA701B-1
human	pHA-hDICER-Puro	RA702A-1
human	pHA-hDICER-RFP	RA702B-1
human	pHA-hAGO2-Puro	RA703A-1
human	pHA-hAGO2-RFP	RA703B-1
human	pHA-hAGO1-Puro	RA704A-1
human	pHA-hAGO1-RFP	RA704B-1
human	pHA-hAGO4-Puro	RA705A-1
human	pHA-hAGO4-RFP	RA705B-1

### 三種 Processing factors

