

Mouse P19 細胞經 Retinoic acid 處理後，miR-9 表現上升

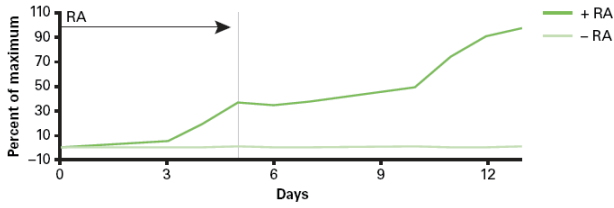


Figure 3. Induction of miR-9 in mouse P19 cells.

P19 mouse embryonal carcinoma cells were plated on agarose-coated petri dishes and allowed to form embryoid bodies (EB) in the presence or absence of retinoic acid (RA). After five days of culture, EBs were dissociated with trypsin and replated on tissue culture dishes without RA. Cells were harvested on days 3–7 and 10–13, and the induction of miR-9 was followed and quantified using the Mir-X miRNA qRT-PCR SYBR Kit and primers specific for miR-9 and U6 (as a normalization control).

Kimberly-Clark PROFESSIONAL **Kimcare**

超微米 深層保溼 泡沫洗手乳

獨特空氣幫浦噴嘴，泡沫細緻綿密
微小泡沫分子更容易帶走髒污

- 粉紅色液狀潔淨無暇，散發淡淡花香，清爽宜人
- 內含微量檸檬酸可中和PH質、抗氧化
- 添加深層保溼成分，洗後雙手滋潤不乾澀
- 每瓶1000ml 超大容量，省麻煩、最划算
- 快速更換真簡單，只需6秒鐘，方便又輕鬆

每次擠壓約0.4ml 可以洗 **2500** 次

Ordering information

新品上市

買即贈
金百利克拉克產品

貨號	品名	包裝	金百利贈品
638313	Mir-X™ miRNA First-Strand Synthesis Kit	20 rxns	Kimwipes 一盒
638314	Mir-X™ miRNA qRT-PCR SYBR® Kit	200 rxns	超微米深層洗手乳一組
638315	Mir-X™ miRNA First-Strand Synthesis Kit	60 rxns	超微米深層洗手乳一組
638316	Mir-X™ miRNA qRT-PCR SYBR® Kit	600 rxns	超微米深層洗手乳二組

microRNA
特輯

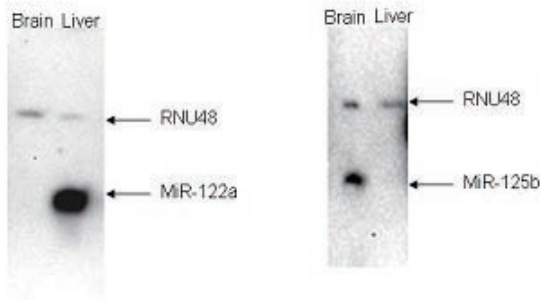


Signosis
BioSignal Capture

microRNA Quantification

miRNA Northern Blot Assay Kit

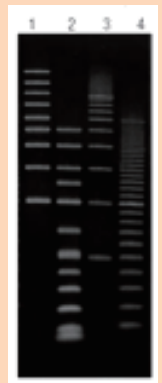
- 安全：非放射性偵測
- 提供一百多種現成合成好的 Biotin-labeled miRNA Probes
- All components in one kits
- 簡單的操作流程



跑 Northern blot ?

您需要更高品質的
SeaKem LE Agarose !

1. 分離範圍廣：可分離 100 bp ~ 23 kb。
2. Gel strength (1%) > 1200 g/cm² (A 牌以 1.5% 測定，同為 1200 g/cm²)
3. 低 EEO：0.09~0.13
4. 純度高：(Sulfate 殘留：<0.1%)
5. 分生等級：絕無 DNase 及 RNase 汙染。



Ordering information

貨號	品名	包裝
NB-0001	miRNA northern blot kit with gel	For 2 miRNA probes each for monitoring 14 RNA samples or 6 miRNA probes each for 2 samples
NB-0002	miRNA northern blot kit without gel	For 2 miRNA probes each for monitoring 14 RNA samples or 6 miRNA probes each for 2 samples
MP-0XXX	miRNA probe	20 rxn